





-  **Safe Area:** Keep all text within this line
-  **Finished Size:** This is the size where the product will be cut to.
-  **Bleeds:** Create a 1/8" bleed to make sure that ink goes to the edge of the finished size. Extend Artwork or graphics to the edge of the template
-  **Borders:** Minimum border thickness must be 1/4 (0.25") thick plus the 1/8 (0.125") bleed for correct print ready artwork. Total border size from the bleed line is 3/8 (0.375").

1234 Return Address
Santa Clara, CA 95050

PERMIT #
GOES HERE
1.25" x 1.25"
CLEAR AREA

Total size 3.5"x2"

Printing in this area is not allowed.
Reserved for addressing/postal
mailing purposes.

White Background

Clear area 0.5"

Important Note:
Click on the link to view the artwork
setup guideline
<http://support.printpapa.com/kb/a313>

Indicia
<http://support.printpapa.com/kb/a448>

Address area requirement
<http://support.printpapa.com/kb/a449>

Preparing mailing list
<http://support.printpapa.com/kb/a285>